

My Time My Choice

Commissioning Plan – Day Opportunities and Employment Support for Working Age Adult Social Care Service Users

Contents

1. Future Vision
2. Introduction
3. Scope
4. National Policy Context
5. Barnet Context
6. Barnet Council's Corporate Plan and Adults and Safeguarding Commissioning Plan
7. Why are day opportunities and employment support important for adult social care service users?
8. Engagement
 - 8.1 Social Care service users
 - 8.2 Families and Carers
 - 8.3 Providers
 - 8.4 Social Care Professionals

Population Need Summary and Meeting Social Care Needs Through Day Opportunities and Employment Services:

9. Learning Disabilities and Autism
10. Physical and Sensory Impairment
11. Mental Health Conditions
12. New Services and Greater Choice
13. Strategic Action Plan
14. Measuring Success

1. The Future Day Opportunities Offer

- 1.1 This plan sets out how Barnet Council will commission services to make sure adult social care service users can participate in their local community, obtain employment and retain their jobs.
- 1.2 To provide these services we will:
 - Commission a new model of day provision that builds on individual strengths, develops resilience, builds social networks, develops life skills and supports employment
 - Establish a consistent quality framework for all provision with a clear focus on improving outcomes for adult social care service users
 - Work with the care market to develop a range of day opportunity provision and intensive employment support services that will enable people to live well in their local community
 - Work in partnership with service users, providers, families and carers
 - Take steps to ensure that mainstream provision of transport, community, leisure and employment services are inclusive
 - Retain and strengthen specialist building based support for those with complex health & social care needs.

2. Introduction

- 2.1 This plan outlines how we will create a sustainable approach to supporting working age adult social care service users to have greater choice and control of their day; to access sustainable community based activities; to progress towards greater independence and to increase the number of adult social care service users entering and retaining employment.
- 2.2 This plan includes detail of the new models of day opportunity and employment support services that the council will work with partners, including providers, to develop and commission.

3. Scope

3.1 The adult social care client groups covered by this commissioning plan are:

- Learning disabilities (aged 18-65¹ years)
- Autism spectrum conditions (aged 18-65 years)
- Physical disabilities and sensory impairment (aged 18-65 years)
- Mental health (aged 18-65 years).

4. National Policy Context

4.1 Evidence from Public Health England and the Department of Work and Pensions shows that participation in employment and engagement with the local community improve health outcomes and reduce stigma for individuals with mental health, physical disabilities and learning disabilities. Research by the National Development Team for Inclusion (NDTi) identifies that 'place and train' employment support models are the most effective models at delivering employment outcomes².

Improving Lives: The Work, Health and Disability Green Paper (2016)³ encourages action and innovation by employers and an understanding of what works with a view to longer-term reform.

4.2 Transforming Care is driving improvements in care for people with learning disabilities and/or autism who have a mental illness or whose behaviour challenges services. As part of this programme, individuals will be moved out of hospital settings into community based support and there is an increased emphasis on reducing the number of people admitted to learning disability/autism hospitals. These changes mean that there is a growing need for effective and appropriate day opportunities that can work with community accommodation providers to ensure that people can remain within their local community. In Building the Right Support⁴ the model for local services says that people should be supported to have a good and meaningful life – through access to activities and services such as education, employment, social and sports/leisure and support to maintain good relationships.

¹ The upper age range of these services will change in-line with any national changes to the state pension age

² https://www.ndti.org.uk/uploads/files/The_cost_effectiveness_of_Employment_Support_for_People_with_Disabilities%2C_NDTi%2C_March_2014_final.pdf

³ <https://www.gov.uk/government/consultations/work-health-and-disability-improving-lives>

⁴ [National Plan to develop community services and close inpatient facilities for people with a learning disability and / or autism who display behaviour that challenges, including those with a mental health condition October 2015](#) (NHSE, ADASS, LGA)

- 4.3 The Social Care Institute for Excellence (SCIE) published a 'knowledge review' of community based day activities (Having a Good Day? 2007). The review of policy and practice highlighted: work; education; training; volunteering; participating in leisure; arts; hobbies and socialising as essential elements of successful day opportunity services. It goes on to say irrespective of the support people need activities need to;
- Have a purpose
 - Be undertaken in ordinary places, doing things members of the community would do
 - Ensure friendships, connections and a sense of belonging develops in the process.
- 4.4 The review identified progress made where services have moved away from large segregated day opportunity services into smaller integrated community based provision but very few people with a learning disability had moved into paid employment.
- 4.5 The Care Act 2014 sets out a vision for a reformed care and support system. The Act gives the council responsibility for making sure that people have more control over their care through effective care and support planning and personalisation. The Act's eligibility regulations specify that local authorities should consider how service users access employment, training and education as outcomes of their support plan.
- 4.6 The Five Year Forward Plan for Mental Health (2016) provides a comprehensive account of the challenges facing the provision of mental healthcare in the NHS and sets out a ten-year strategy for change based on the key themes that emerged during the Taskforce's engagement work: prevention, access, integration, quality and a positive experience of care.
- 4.7 Valuing People (2001) contains four fundamental principles: choice and control in all aspects of the lives of people with learning disabilities, rights, promoting independence and inclusion and citizenship. Valuing People Now (2009) focused attention on those areas of the lives of people with learning disabilities where insufficient progress had been made since 2001, namely housing, employment opportunities and health.
- 4.8 In April 2014, the Government published an update to its 2010 National Autism Strategy: 'Think Autism – Fulfilling and Rewarding Lives, the strategy for adults with autism in England: an update'. The proposals contained in this report will help to make sure that the services provided to young adults and adults with Autism reflect the Autism Act and its guidance and other relevant national policy and best practice.

5. Barnet Context

- 5.1 Barnet Council currently manages the placement of over 230 working age adults in receipt of day care services as part of their support package to meet their eligible needs. The current annual cost of day services for working age adults in Barnet totals £4.8m (£4.5m for people with learning disabilities and £272k for people with physical and sensory impairment).
- 5.2 In-line with best practice, funding for day care provision in Barnet is individualised (i.e. funding is attached to the individual, rather than a block contract), which enables individuals to have greater choice and flexibility in how their needs are met. However, we have learnt from individuals, carers and providers that the current range of services are not flexible enough to meet the aspirations of individuals. At present, health and social care purchase day services separately but going forward we will seek to establish a joint approach.
- 5.3 Complex day-care, day opportunity and employment support providers operate within the borough and services are purchased for individuals across North Central London, North West London and Hertfordshire. Initial discussions with providers have indicated there is capacity to expand or change the range of services offered but that capacity for building based complex day-care provision for individuals with profound and multiple learning and physical disabilities is more limited. Providers have indicated that they are considering new types of service provision to respond to gaps in the market.

6. Barnet Council's Corporate Plan and Adults and Safeguarding Commissioning Plan

- 6.1 Barnet Council's vision, as outlined in the Corporate Plan 2015-2020, is that health and social care services will be personalised and integrated, with more people supported to live longer in their own homes.
- 6.2 By 2020, social care services for adults will be remodelled to focus more on managing demand and promoting independence, with a greater emphasis on early intervention. This approach will:
- Enable more people to stay independent and live for longer in their own home
 - Allow young people with complex disabilities to stay in Barnet, where they grew up, and live in their own homes, with education and training opportunities helping them to grow more independent

- Ensure people with mental health needs receive support in the community to help them stay well.

6.3 The 2017-2018 Addendum to the 2015-2020 Adults and Safeguarding Commissioning Plan includes the following commissioning priorities:

- Developing best practice social care, focused on what people can do and how they can help themselves (i.e. strength based practice)
- Diversifying Barnet's accommodation offer to help more people live independently
- Transforming day care provision to ensure that people remain active and engaged through access to employment and volunteering
- Integrating health and social care services to prevent crisis and help individuals stay well and in their own homes
- Improving the borough's leisure facilities to support and encourage active and healthy lifestyles

6.4 This commissioning plan (My Time My Choice) provides details of the range of services we will commission in the future to address these gaps, the role of local communities in ensuring that everyone can participate and how local employers can contribute towards improving employment outcomes for adult social care clients.

7. Why are Day Opportunities and Employment Services Important for Social Care service users?

7.1 Day opportunities can help people socialise, stay well, stay active and retain or build helpful links with their local community. Until recently families with relatives with a learning disability, complex physical disabilities or a long-term mental health condition have relied on building based day centres to supply much needed help. However, these services have not always provided the range of activities individuals, families and carers have aspired for. Some of the benefits of a new and extended range of day services are provided in the sections below.

7.2 Day opportunity services can reduce social isolation, through supporting people to access the community and by developing their social networks. Leading a well-connected life has a significant positive impact on a person's health and life expectancy. Research shows that lacking social connections can be as detrimental as smoking 15 cigarettes a day (Holt-Lunstad, 2010) and that having social networks and friendships can help people to recover and regain their independence when they fall ill (Marmot, 2010).

- 7.3 Day opportunity provision can support people to develop their aspirations around employment. This is particularly important for those adults with learning disabilities who may have grown-up during a period where expectations of people with learning disabilities were far lower than they are today. Research shows that the motivation of the employee to want to work is a critical factor to ensuring that they successfully enter and sustain employment. For individuals who do not aspire to employment or believe that this is not a realistic goal for them, day opportunities may raise their aspirations, developing their skills and giving them opportunities to meet with peers already in employment and providing them with further information and advice.
- 7.4 For people with learning disabilities, living with ageing carers or young adults ready to move on from the family home, day opportunity provision will enable them to develop their resilience and lead to a smooth transition from the family home, enabling them to have more choice and avoiding them unnecessarily escalating to higher dependency services.
- 7.5 By providing people with the skills to develop their independence, supporting people to develop their local social and support networks to maintain and improve their physical and mental wellbeing, day opportunity provision can reduce the need for on-going or increased social care support. For people with more complex needs day opportunities can support them to remain in the community and avoid them escalating to acute services (e.g. hospital).
- 7.6 Carers will benefit from individuals taking part in day opportunities and developing their independence and social networks, as this will enable them to have more time to lead a fulfilling life outside their caring role.

8. Engagement

8.1 New services should be designed and implemented in partnership with service users, providers, families and carers and social care professionals. The following section provides details of the outcomes of engagement with these groups in the development of a new day opportunities and employment offer or as part of wider engagement on the future of adult social care services.

8.2 Social Care service users

8.2.1 Services should assist service users to meet their aspirations. Feedback from service users include:

- The need for more flexible services available at weekends, evenings and during the day
- More support that allows them to do activities with friends
- The need for a service that helps people keep their jobs alongside increased recognition by health and social care professionals of the importance of helping someone to keep their job
- Recognition that change can feel uncomfortable and everyone needs to make sure that service users and carers are kept involved in developments
- Wanting to spend time with people of a similar age was important to younger service users and carers
- Access to short-term and one-off services to help individuals manage risk and gain independence were also identified as a gap in current services
- Wanting to be empowered to be able to lead the discussion themselves about how employers can best support them to be a successful and a valued employee
- For mental health clients, it was also felt that services in addition to those offered by Department for Work and Pensions (DWP) would be helpful, particularly as the services provided by DWP were not linked enough to an individual's health and social care needs.

8.2.2 In taking forward an innovative approach to day opportunities we will need to ensure that these elements are designed into the day opportunities offer. As the plan is developed and implemented we will continue to work with service users and to regularly collect feedback and ideas.

8.3 Families and Carers

8.3.1 Person-centred care promotes independence and autonomy and provides choice and control. It considers service users' aspirations and views and builds relationships with family members. In building an innovative approach to day opportunities we will draw on the knowledge and experience of carers and families and look to address concerns. Engagement through work on the 0-25 service, transformation of Your Choice Barnet Services, Early Intervention service development and feedback to providers has highlighted the following:

- Building based services provide a way for groups of friends to come together to do activities in a safe environment and the provision of safe spaces for friends to do activities is important
- Many mainstream services are not easy to access for learning disability or autism clients
- Day care provides respite for some carers and this respite prevents parents calling on additional health and social care resources

- Any changes should also recognise and address carers concerns about losing services and support when individuals are moved to more community based services
- People should be supported in to 'real jobs' not just on-going work experience
- Employment opportunities need to reflect the varied needs, skills and strengths of individuals
- Employers may need support to understand how to support someone with additional needs (this should be tailored to the specific needs of the individual they are employing)

8.3.2 Putting in place an extended range of activities which extend the choice of service users and ensure that consistent quality standards are in place for the full range of provision will help to address these concerns. It is also important that further work is undertaken with families and carers, from an early age, to consider the range of day opportunities and design new services where gaps are identified.

8.4 Providers

8.4.1 Barnet Council has been working with day care and supported living providers over the last twelve months to find out about what they can offer and develop new models of care. In 2016, the council commissioned the National Development Team for Inclusion (NDTI) to work with local day care providers to find out more about their approach to supported employment opportunities. This work revealed that providers are keen to offer different services and recognise the importance of employment. NDTI made a number of recommendations:

- The council should set out its expectations of providers to ensure that providers are ambitious for clients
- Providers' aspirations for clients need to be higher and should move away from classifying individuals as too complex or too challenging to be in employment
- Providers need to be able to engage positively and effectively with employers
- Commissioning should concentrate on models of care and employment support that will promote independence and use service models where there is evidence of positive impacts
- Families and individuals get a lot of their information about day care from current providers, the council should make sure that individuals understand the full range of services available
- Providers should start to develop new models of support that ensure that individuals are visible members of their local community. Closed employment settings prevent the normalisation of employment for all groups.

8.5 Social Care Practitioners

8.5.1 For social care practitioners to deliver strengths based support to clients they need easy access to range of high quality services that can meet a diverse range of needs. Practitioners provided the following feedback on the current offer:

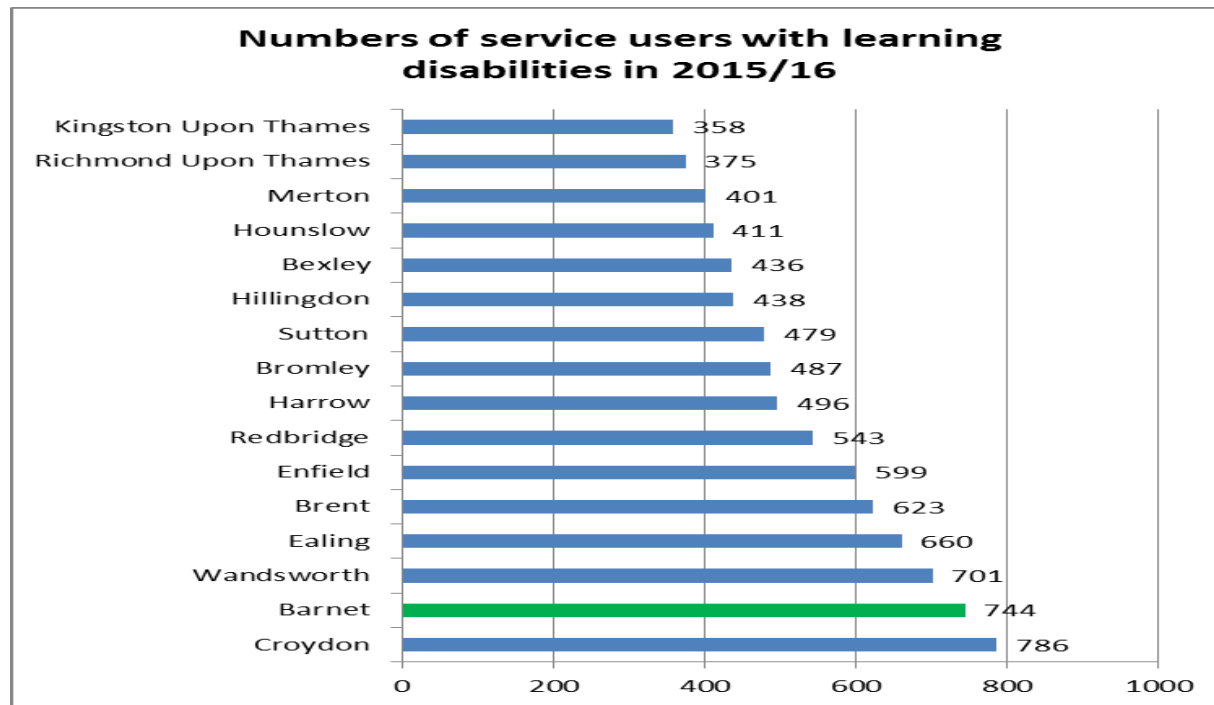
- Lack of consistent pricing and quality amongst the current range of services
- Some community services for learning disabilities do not accept adult social care clients because their needs are too high
- Access to community services could be easier to prevent delays
- Specialised services for complex care need to have access to appropriately qualified specialists including occupational health services
- Young clients are looking for activities to do together outside of formal care packages but these can be hard to find
- More autism and learning disability friendly mainstream services are required.

9. Learning Disabilities and Autism

Population Need Summary

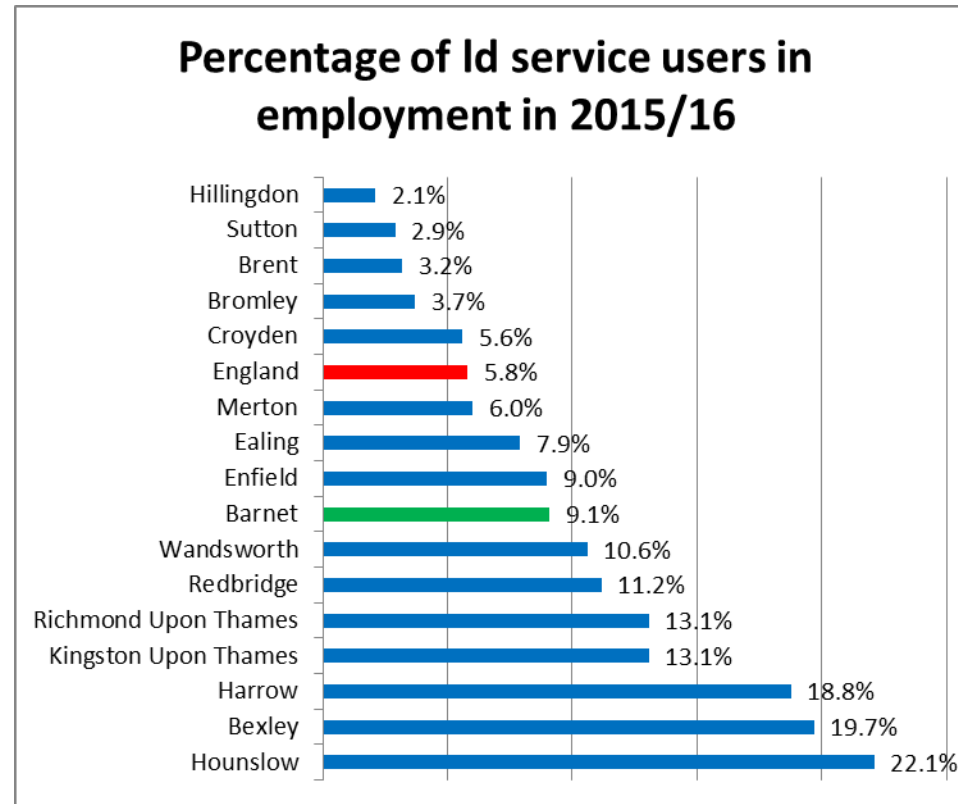
- The proportion of people with learning disabilities (PWLD) in Barnet is under 0.5% of the overall Barnet population; however over 11% of Adult Social Care service users are PWLD
- Overall the number of social care service users with PWLD has remained relatively stable during the period 2011-2015 but the profile has changed, with increasing numbers of individuals with complex needs living in the community with social care support rather than in institutional settings
- It is expected that there will be an increasing number of PWLD adult social care clients. A 14% growth in the number of residents with moderate to severe learning disabilities is projected over the next decade. Nationally it is identified that a high proportion PWLD live at home with parents and carers and it is estimated that 3.2% of PWLD live with parents aged 70 or over

- Comparative data shows that Barnet has a high number of working age service users who received long-term support with a primary support reason of learning disability support. The chart below shows the figures for 2015/16:



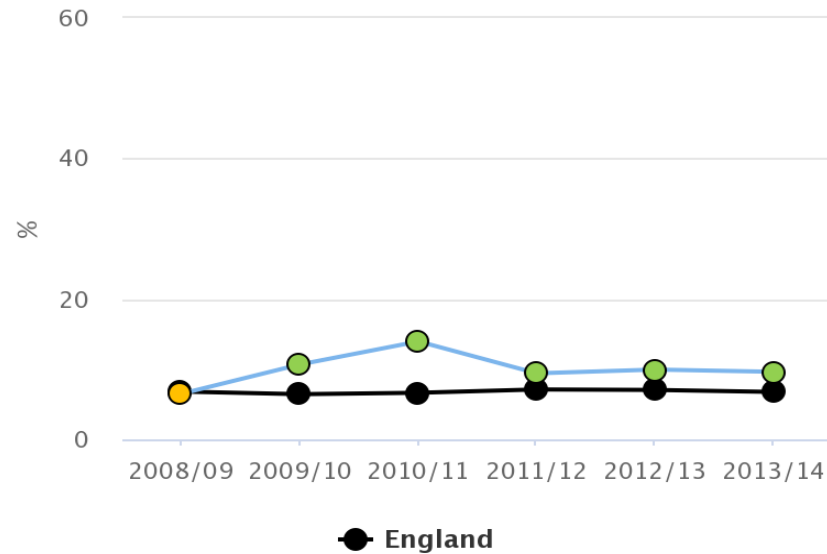
Source: NHS Digital

- Employment rates for Adults with learning Disabilities in contact with Adult Social Care are low at a national and local level. The chart below shows the percentage of Learning Disabilities Social Care service users known to the Learning Disability services in employment for Barnet, England and Barnet’s CIPFA neighbours in 2015-2016:



Source: NHS Digital

- The chart below shows that Barnet is currently mirroring the national line for employment rates for adult social care clients in employment:



Source: PHOF⁵

- Autism is neither a learning disability nor a mental health problem, although mental health problems can be more common among people with autism and it is estimated that one in three of adults with a learning disability also have autism⁶.
- Nationally, approximately 1% of the adult population have an Autistic Spectrum Condition (ASC) which equates to about 2,600 people in Barnet

⁵ <https://fingertips.phe.org.uk/profile/adultsocialcare/data#page/4/gid/1000101/pat/6/par/nn-1-E09000003/ati/102/are/E09000003/iid/455/age/183/sex/4/nn/nn-1-E09000003>

⁶ Emerson and Baines (2010)

- In 2015/16, there were 321 Adult Social Care service users in Barnet who were recorded as having autism (although this was not always their primary reason for accessing social care services).⁷

Meeting Social Care Needs Through Day Opportunities and Employment Services

- Day opportunities and employment support should be available during the day, at weekends and in the evenings
- A range of day and employment opportunities should be established that provide reassurance to carers and allow individuals to progress through services towards a visible role, often employment, in their local community
- Services should be located within the local community and it is expected that only a small part of these services will be provided in a traditional day care service building
- For the people living with older carers, a new day opportunities offer should include services that help individuals develop skills and support networks in their local community. This should include the skills to manage any risky behaviours they may have and provide preparation for a time when they may no longer be able to live with their parents. Access to high quality provision that helps develop life skills, employment support and friendship networks should increase individual's resilience during periods of change
- For younger people, there needs to be a choice of services providing some preparation for living more independently and that aid the transition into adult services
- Helping individuals form local networks and access local services will need to form part of the future day offer
- 'Place and train' intensive employment support services will be commissioned from providers who have specialist skills in supporting people with learning disabilities in to sustainable employment
- Retaining employment will have increased importance in care planning. A new employment retention service will be provided that can support individuals to retain their job in a period of change or when there is a risk that they could lose their job
- PWLD should be able to access the range of community activities and services that much of the population already have easy access to such as leisure centres, gyms, cinemas and public transport. We will work with partners and businesses to secure commitments to become learning disability friendly environments. For some individuals, with additional support needs, a personal assistant or an additional day opportunities

⁷ Autism Self-Assessment Framework 2016

- service will make sure that they can get the most from accessing these services. Where appropriate service users should have strength-based, person-centred plans that address their independent travel needs
- Some individuals with complex social and health needs living in the community with their families or in supported living will need access to high quality therapeutic environments. These environments will include access to skilled professionals (for example therapists, occupational health, aqua therapists) that can provide an elevated level of support to support their physical and mental wellbeing and avoid them escalating to higher dependency services (e.g. hospital or residential care). For this group, there will also be a need to make sure that individuals have opportunities to participate in everyday activities and, therefore, a greater mix between building based services and support within the community will be required to meet needs.

10. Physical and Sensory Impairment

Population Needs Summary

- Physical and sensory impairment is a broad term for a diverse range of needs. The care and support needs for this service user group can vary widely. The table below shows the estimated numbers of people with a disability /impairment in Barnet in 2015.

Disability /Impairment	No
Aged 18 - 64 predicted to have a physical disability (moderate to severe)	22,353
Aged 18-64 predicted to have a disabling visual impairment	155
Aged 18-64 predicted to have a disabling hearing impairment	8,136

Source: PANSI 2015⁸

- Limited numbers of individuals with only a physical or sensory need access day centre services. However, this group is still under-represented in employment. For example, individuals aged 18-65 who have had a stroke are most likely to require additional adult social care need and fall out of employment. Around 25% of strokes occur in people under 65 years of age.

⁸ Projecting Adult Social Needs and Services Information (PANSI) <http://www.pansi.org.uk/>

Meeting Social Care Needs Through Day Opportunities and Employment Services

- Stroke rehabilitation pathways will include support to return to employment and intensive employment support to help individuals enter employment
- Health and social care professionals will use assessments and reviews to open a conversation about employment and support needs with clients. Referrals directly into specialist retention and employment support services will become a part of standard practice in health and social care settings
- Social care clients will be able to draw on additional specialist support from adult social care, while also receiving support from Job Centre Plus
- Some individuals with profound and multiple complex social and health needs will need access to high quality therapeutic environments and specialist employment support. Person centred planning will be used to ensure that individuals get an appropriate balance between these two service types.

11. Mental Health Conditions

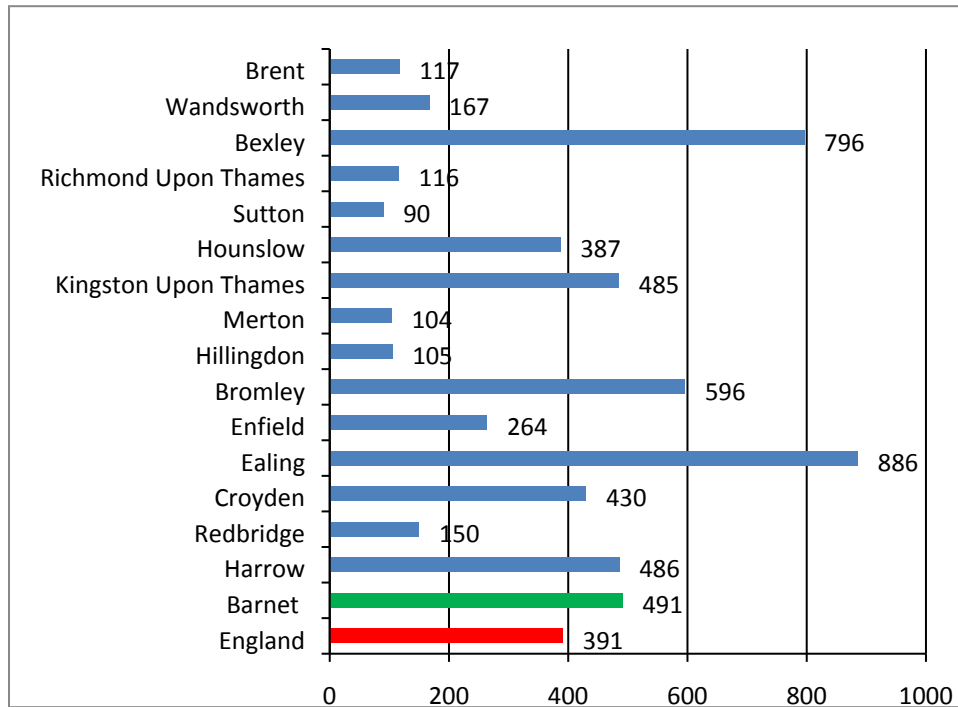
Population Needs Summary

- In 2015, 56,333 people aged 18–64 in Barnet were estimated to have a mental health problem. The number of people with mental health conditions is predicted to increase as the population grows.

	2015	2016	2017	2018
People aged 18-64 predicted to have a common mental disorder	38,542	39,061	39,572	40,046
People aged 18-64 predicted to have a borderline personality disorder	1,079	1,093	1,107	1,120
People aged 18-64 predicted to have an antisocial personality disorder	828	842	856	869
People aged 18-64 predicted to have psychotic disorder	958	971	983	995
People aged 18-64 predicted to have two or more psychiatric disorders	17,196	17,438	17,680	17,901

Source: PANSI 2015

- Comparative data from 2013-2014 shows that Barnet has a higher number of adults with a mental health condition supported by Adult Social Care per 100,000 population than the England average. The chart below shows Barnet’s comparative position in 2013-2014.



Source: Health and Social Care Information Centre (RAP P1)

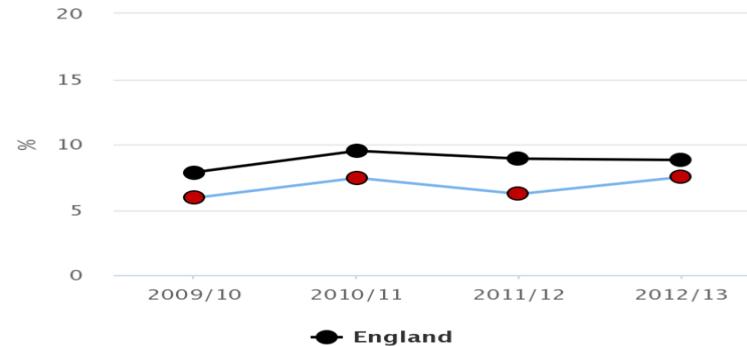
- Retaining employment or securing a job is a key part of recovery for adults with mental health conditions.⁹ However, employment rates for individuals with mental health conditions have remained low in England.

Source: NHS Digital

⁹Inequality and mental disorders: opportunities for action Campion , Bhugra , Bailey , Marmot (2013;

- The chart below shows that Barnet has mirrored national trends in employment rates for adults in contact with mental health services. It should be noted that this is a larger group of service users than those who use adult social care services alone. This indicator is used because there is not a national comparative indicator for mental health adult social care users and employment.

Adults in contact with mental health services in employment – Barnet



Source: PHOF¹⁰

Meeting Social Care Needs Through Day Opportunities and Employment Services

- In Barnet, the appropriate infrastructure will be in place to ensure that individuals' who experience mental ill health and those at risk, are able to access the right support at the right time to enable them to retain or enter employment
- All organisations and professionals supporting people with mental health conditions will understand the benefit of good employment on mental health and will understand their role in supporting individuals to maintain or enter employment
- Individuals that require support from Barnet adult social care mental health services will be supported through interventions that are strength based, person centred and recovery focused. People who meet the eligibility criteria for social care services will first be offered an enablement programme. This approach will

¹⁰ <https://fingertips.phe.org.uk/profile/adultsocialcare/data#page/4/gid/1000101/pat/6/par/nn-1-E09000003/ati/102/are/E09000003/iid/1733/age/208/sex/4/nn/nn-1-E09000003>

- consider the impact that family relationships, employment, housing; income and community isolation can have on an individual's mental wellbeing
- People in receipt of social care who need additional support to retain or enter employment will be able to access a period of intensive employment support

12. New Services and Greater Choice

- 12.1 London Borough of (LB) Barnet will work with providers to commission a range of new services and to extend the number of providers available to Barnet's social care clients. The intention is to significantly extend the choice of services available.

Intensive Employment Support - 'Workplace Retention'. For adults with learning disabilities, physical and sensory disabilities, mental health conditions and/or autistic spectrum conditions. Flexible short-term employment support for people, who are currently in employment and need additional support to enable them to retain their employment.

Intensive Employment Support - 'Place and Train'. For adults with learning disabilities, physical and sensory disabilities and/or autistic spectrum conditions. Intensive evidence-based employment support to enable people to enter employment.

Intensive Employment Support – Mental Health. For adults with mental health conditions and/or autistic spectrum conditions. Intensive employment support to enable people with mental health conditions and autistic spectrum conditions to enter employment.

Community Peer Support Networks (Low Needs). For adults with learning disabilities, physical and sensory disabilities and/or autistic spectrum conditions. This service will support small groups of people (Community Peer Networks) to access and autonomously move into mainstream social, leisure, educational activities, employment and other opportunities in the wider community. Support from this service will reduce over time as the service users' individual strengths are developed, their local networks built and the group are able to take initiative and provide peer support to one another.

Supported Day Opportunities – Low/Medium/High Needs. For adults with learning disabilities, physical and sensory disabilities and/or autistic spectrum conditions. This service will support people to access and autonomously move into mainstream social, leisure, educational activities, employment and other opportunities in the wider community. Support from this service will reduce over time as the service users' individual strengths are developed and their local network built.

Complex Needs Day Care. For adults with profound and multiple learning and physical and sensory disabilities. The aim of this service is to promote and support people's wellbeing, goals and aspirations in every day community life with the view of sustaining choice, control, and independence. The service will support individuals to improve or maintain their current level of independence whilst maintaining social friendships, peer group support and social networks

13. High Level Action Plan

Description of Actions
Cross- Cutting
Promote people’s aspirations to consider work as an achievable option for all social care clients
Put services in place to assist working age social care clients to retain employment.
Set clear, out-come focused, quality standards for: complex day care, day opportunities, employment support and retention services for working age adult social care service users.
Learning Disabilities and Autism
Establish a more flexible range of day opportunities through greater use of community facilities and mainstream services
Work with leisure providers to ensure they consider and are able to meet the needs of the learning disabled population.
Work with health commissioners to establish health and social care integrated referral process to maximise use of day opportunity provision in order to better meet the needs of individuals with continuing health needs.
Redesign current Your Choice Barnet day care services to increase independence and employment outcomes for current service users.
Commission new short-term day opportunities services that promote independence and progression to employment for clients at transition points in their lives – for example moving out of the family home.
Commission a specialist place and train employment support service for adult social care referrals
Mental Health
Work with health commissioners to establish health and social care integrated referral to the Mental Health Intensive Employment support lots and the employment retention lot to meet the needs of individual receiving secondary mental health services.
Establish social care baseline figures for individuals known to the mental health social care team in employment (NB – the ASCOF mental health figure is only for individuals known to secondary mental health services on Care Programme Approach)

Description of Actions
Commission specialist mental health employment support services for adult social care referrals
Ensure that mental health employment support is aligned to the transformation of Mental Health Social Care Service.
Physical and Sensory Disabilities
Ensure that the recommissioning of stroke services includes vocational rehabilitation and support using the evidence of what works
Commission specialist place and train employment support services that social care professionals can refer directly into.

14. Measuring Success

Indicator
% of LD clients in contact with Adult Social Care who are in a minimum of two hours of employment a week at time of their last review
% of Mental Health clients in contact with Adult Social Care who are in a minimum of two hours of employment a week at the time of their last review
% of clients in contact with Workplace Retention Service that retain their employment status for six months following contact (provider collected)
% of clients age 18-25 in employment for a minimum of two hours a week.
Number of young people making the transition from residential school to day opportunities (with accommodation and support or living in the family home). Provider collected
% of people in receipt of day opportunity services who report they have been able to exercise choice and be in control of their life
% of people in receipt of day opportunity services who report they have an opportunity to be an active member of their community
% of people in receipt of day opportunity services who report they have been able to maintain and/or develop their friendship groups
% of carers of service users in receipt of day opportunity services who believe that the service is supporting the individual to meet their personal outcomes/aspirations
% of people in receipt of day opportunity services who have positively moved towards their Support Plan outcomes

Indicator

% of service users in receipt of day opportunities who have received travel training and are now able to access the service independently (where the need was identified)

Number of people in receipt of complex day care services who are subject to a community 'blue light' or care and treatment review